

Writing a Research Paper

re·search¹ /rɪ'sɜːtʃ/

[plural] 1 serious st- / n [U] also

discover new facts new ideas

research into + v- / n- / research

student + a research

lab + ing informati

interested in or need to

going some research for

The Research Process






Getting Started with Research

- Searching for a Topic
- Looking for Sources
- Going to the Library
- Scanning your Sources
- What is a Thesis?





Scanning your Sources

- Obtain Books
 - Scan Through Books
 - Look For Common Themes
 - What Issues are Heavily Focused On?
 - What Argument Can Be Made from Research Materials?
 - This is Your Thesis
- 

THESIS

- Argument You're Attempting to Prove
- Uses Facts to Support your Argument
- Purpose of Your Essay
- Statement, not a Question
- Elaborated and Reinforced throughout Body of Paper
- Closing Argument for Thesis within Conclusion

ATTENTION UNDERGRADUATE STUDENTS:

WANTED




YOUR THESIS




Evaluating your Resources




**"If it's on the Internet,
it must be true!"**



- Print Sources (Books)
 - Internet Sources
 - Use .EDU or .GOV
 - Personal Opinions or Anecdotes
 - No Personal Experiences
 - Let the Facts Speak for Themselves
 - Use Facts to Support Argument
- 

Documenting your Resources

- Citation Styles
 - APA
 - MLA
 - CMS
- Internal Citations
- Utilizing Quotes
- Reference Citations



Sixth Edition

Publication
Manual
of the American Psychological Association



Plagiarism

- Simply explaining that you have used someone else's work is not enough
- You must use citations to indicate where you have borrowed from another source



“ I ♥ QUOTES ”

- Use Sparingly
- Always Explain Quotes
- Provide Transition Between Quote and Next Idea
- Make Sure Quote Supports Your Thesis
- Use Quotes to Liven-up Essay
- Don't Use Block Quotes





Taking Notes and Organizing Research

- 
- Paraphrasing Material
 - Index Cards
 - Highlighting
 - Taking Notes on Paper or Computer
- 

Index Card Method

Goldfield 864

“Republicans used Red-baiting as a campaign technique in 1944 and 1946, setting the stage for a national loyalty program.”

Highlighting

Note-Taking on Paper



3rd + I would want to conference with the student on why things were marked like moving the quantifier to own ideas. (talk to him about how it helps the reader Clith Atwell says, leads understand grammar better and it makes more sense when they see an actual purpose for it.)

✓ - As I graded half the paper I began to realize just how time consuming and mind boggling it would be if I had a stack of 25 of these. On top of other class assignments. Of course I have to take into account that I know I only have one, and a 5 page paper with it. These factors adjust the focus. But it helps to understand why the people we have read work on ways they can focus on fewer papers or break them up into parts with workshops. This way they can truly give the attention that is deserved.

you + After correcting his repetitions, especially using the word but, I realized this might have been a good opportunity to have the student get out a thesaurus to find alternatives. Instead I simply provided them for him.

3rd ✓ - One part of grading and responding to this students that really stood out was how personal the process was. It seems much easier to correct a worksheet or even a written response to a question. Check mark you are wrong or nothing and you got it right. But grading writing is different. ~~It's not just a~~ writing is a personal process, no matter what you are writing something



☐ NOW
☒ LATER

Options for Composing Research Essay

- Complete Note-Taking before Writing
- Begin Writing Right Away





Taking Notes

Now

vs.

Later

- Writing Introduction Helps Create Focus
- Weaker Transitions
- Less Varied Sources
- More Time Needed for Revisions
- Harder to Change Focus of Paper if Later Research Contradicts Argument (Thesis)
- More Organized Notes
- Stronger Transitions
- More Varied Sources
- Less Time Needed for Writing Paper
- Less Time Available for Revisions
- Easily Notice Missing Information
- Time Management - Essential



Composing your Essay

- Thesis
 - Argument
- Introduction
 - Introduces Argument
 - Background Information
- Body
 - Attempts to Prove Argument
- Conclusion
 - Reinforces Earlier Points to "Sell" Argument



Bibliography

Adams, Jocelyn, ed. 30 Great Sci-Fi Stories. New York: Penguin, 1978.

Bibby, George. "The New Tech Bubble." Newsweek Aug 4, 2007: 35-39.

The Encyclopedia Galactica, 2006. Volume 36, "Quasars," pp. 109-111.

Franklin, Joseph and Bobby Smith. The Tyranny of the Masses. San Francisco: Random House, 1998.

Johnson, Sally. The Age of Enlightenment. New York: Oxford University Press, 2004.

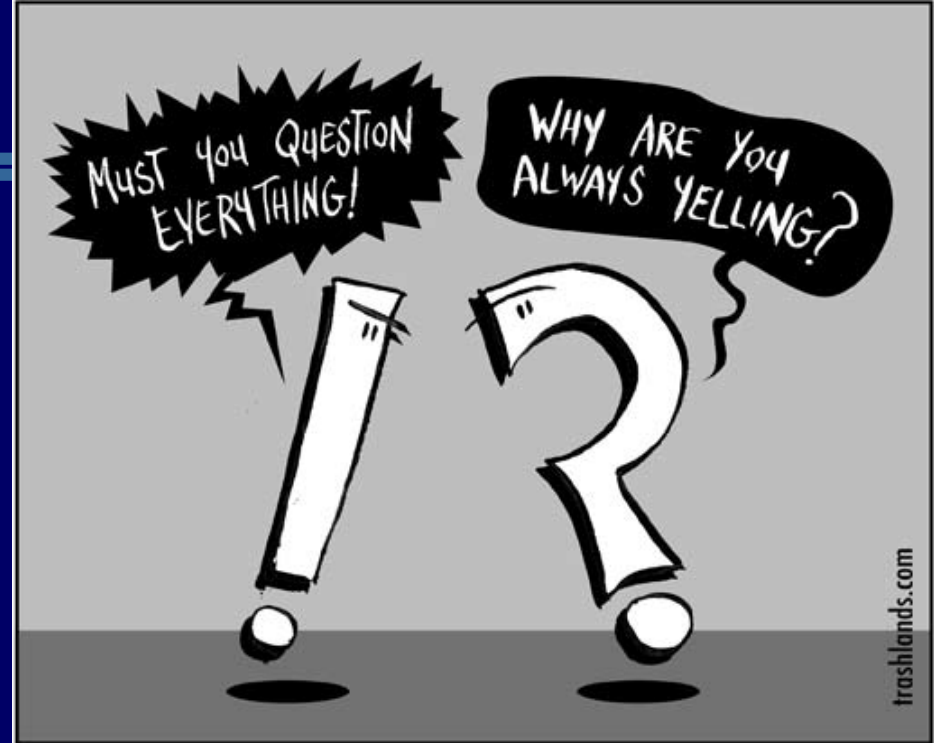
TeenLink: How to Write a Bibliography. 3 Jun. 2004. Rich Gubitosi. 13 Mar. 2008 <<http://teenlink.nypl.org/bibliography.html>>.

Expanding on your Ideas

- Research Paper vs. Book
- Bibliographies
- Interlibrary Loan

Considering Spelling, Grammar, and Flow

- Spelling/Grammar Check
- Using Transitions
- Preventing Run-Ons
- Don't Use 1st Person
- Past Tense vs. Present Tense



County spelling bee postponed one more time

The Richland County
Spelling Bee that had been
rescheduled for Thursday at

BY
Ne

hli

TOP TEN SPELLING PEEVES

- 1. "YOUR" AND "YOU'RE" ARE NOT THE SAME WORDS.**
- 2. THE CONTRACTION OF "COULD HAVE" IS NOT SPELLED "COULD OF."**
- 3. "THEN" SHOWS SEQUENCING OF EVENTS. "THAN" IS USED FOR COMPARISON.**
- 4. MOST OF THE TIME, "AFFECT" IS A VERB, AND "EFFECT" IS A NOUN.**
- 5. "THERE," "THEY'RE," AND "THEIR" ARE COMPLETELY DIFFERENT WORDS.**
- 6. "TO," "TOO," AND "TWO" ARE ALSO COMPLETELY DIFFERENT WORDS.**
- 7. D-E-F-I-N-I-T-E-L-Y—THERE IS DEFINITELY NO 'A' IN THAT WORD.**
- 8. YOUR PANTS ARE "LOOSE." YOU "LOSE" YOUR KEYS.**
- 9. YOU "BEAR" WEIGHT WITH YOUR "BARE" HANDS.**
- 10. "A LOT" IS ALWAYS TWO WORDS.**

Using Transitions

- Guides Reader from Idea to Idea
- Need to Connect Ideas:
 - President Nixon Grew Up Poor in California
 - He Chose to Resign from the Presidency in 1974
- Richard Nixon Grew up in a Poor Family in the Midst of the Great Depression. Based on His Economic Standing, He Developed Social Anxiety that Made Him Paranoid. His Paranoid Behavior Led Him to Secretly Record Conversations in the White House that, when Revealed, Reflected Nixon's Attempt to Cover-up the Watergate Break-in. Rather than Face Impeachment, He Chose to Resign from the Presidency in August 1974.

LAPPING RUN-ONS

■ About Commas

- **Commas Don't Connect 2 Complete Sentences**
- **Comma Followed by Conjunction Connect Two Complete Sentences**
- **Without Conjunction, Use Semi-Colon to Connect Sentences**
- **Otherwise, Begin New Sentence**

Run-on: There were no seats left, we had to stand in the back.

Correct: There were no seats left. we We had to stand in the back.

Comma Splice:

I am sleepy, I have to go to work.

Coordinating Conjunctions

and

but

or

yet

for

nor

so


Correction:

I am sleepy, **but** I have to go to work.



Jerome is feeling funny
about having to write
about himself in the
third person.

Stay Away from 1st Person



First person	I/me/my we/us/our
Second person	you/your
Third person	he/him/his she/her it/its they/them/their

- Research Papers and Formal Assignments Should Be Written in "Third Person"
 - Don't Refer to "Our Country"
 - Refer to "United States"

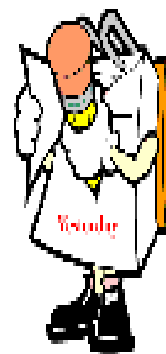


Historical Past Tense

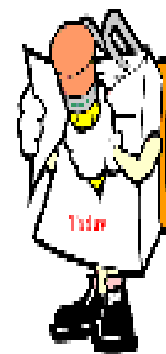
- When Referring to Historical Events and Individuals, Remember to Utilize Past Tense
- Incorrect:
 - Ronald Reagan "Developed Great Communication Skills, which **Would Make** Him an Effective President."
- Correct:
 - Ronald Reagan "Developed Great Communication Skills, which **Made Him an Effective President**"

What does "tense" do?

Tense shows time.



Past



Present




Future

Revising your Essay

- Distance Yourself from Essay
- Peer Review
- Accepting Criticism
- Review Assignment Guidelines







Before Submitting your Essay

- Title Page
- Outline (if Required)
- Essay (with Internal Citations)
- Reference Page
- Is the Essay Stapled?